



MEMO SPHERICAL ROLLER BEARINGS



www.ntn-snr.com



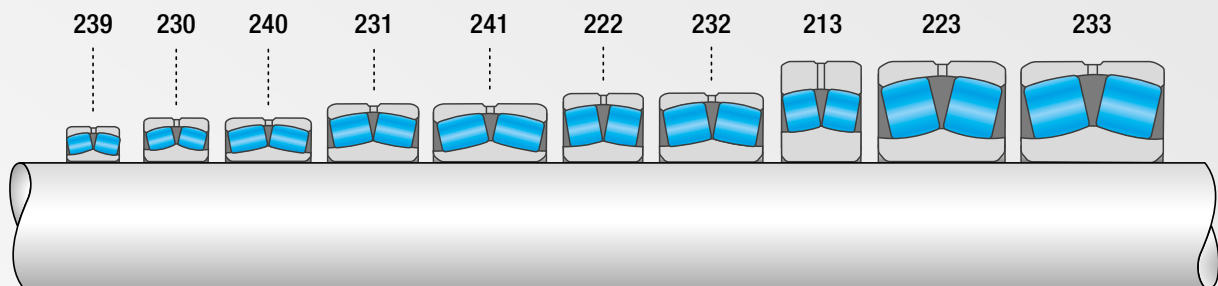
With You

COMMERCIAL KEY POINTS

- **100% NTN** design and production
- Wide range of **bores from 25 to 1400 mm**
- **95%** of the ULTAGE Design range with bores from 25 to 340 mm


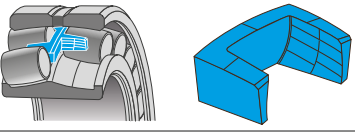
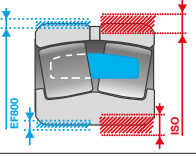
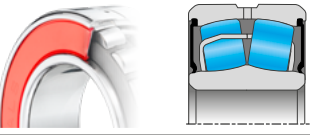

OUR SOLUTIONS

- **TWO BRANDS: NTN AND SNR**
- **10 SERIES AVAILABLE**



- **464 STANDARD REFERENCES AVAILABLE**
 - Tapered and cylindrical bores
 - Cages engineered from machined solid brass and/or drawn steel
 - With the following internal clearances: CN, C3, C4, C5, C2
- **LUBRICATION HOLES AND GROOVES ON THE OUTER RING**

RANGE AVAILABLE **ULTAGE**

	Product description	Key points
	Drawn steel cage - EA	<ul style="list-style-type: none"> • Reduces friction and wear
	Machined solid brass cage - EM	<ul style="list-style-type: none"> • Extreme resistance: enhanced strength for the most demanding applications
	Machined solid brass cage - EF800 Special tolerances for vibrating screens	<ul style="list-style-type: none"> • Extreme precision guidance for rolling elements: longer service life
	Special sealed bearings - EE	<ul style="list-style-type: none"> • Excellent impermeability, supplied greased and re-greasing possible • Effective seal even in case of misalignment • Increased width to incorporate seals
	Spherical bearings with metal shields ZZ - KIZEI®	<ul style="list-style-type: none"> • Protection against solid contamination • Grease retention & ISO dimensions • Interchangeability with open bearings • Nitrided EA drawn steel cage

And also: Plastic cage - EG15 / Solutions with solid grease (on request: contact us)

TECHNICAL CHARACTERISTICS

THE RIGHT REASONS TO CHOOSE ULTAGE

- Service life doubled with an increased load capacity of +24% compared to a conventional design
- Greater rigidity and stability
- Reduced in-service temperatures with improved lubricant circulation within the bearing
- Wide range of temperatures (-40°C to +200°C)
- Speed limits 20% higher than conventional designs due to the excellent surface properties

CUSTOMER BENEFITS

- **Maximised load capacity**
- **Higher speed limits**

Lower maintenance costs and unrivalled service life



Download our new catalogue on:
www.ntn-snr.com



This document is the exclusive property of NTN-SNR ROULEMENTS. Any total or partial reproduction hereof without the prior consent of NTN-SNR ROULEMENTS is strictly prohibited. Legal action may be brought against anyone breaching the terms of this paragraph. NTN-SNR ROULEMENTS shall not be held liable for any errors or omissions that may have crept into this document despite the care taken in drafting it. Due to our policy of continuous research and development, we reserve the right to make changes without notice to all or part of the products and specifications mentioned in this document. © NTN-SNR ROULEMENTS, international copyright 2016.

NTN-SNR ROULEMENTS - 1 rue des Usines - 74000 Anancy
 RCS ANNECY B 325 821 072 - Code APE 2815Z - Code NACE 28.15
www.ntn-snr.com

NTN **SNR**  **With You**

DOC_I_SRE_MEMO_GBa - NTN-SNR Copyright International 06/20 - Design: NTN-SNR - Photo credits: Shutterstock / Pedro Studio Photo