

EH **SERİSİ**

*Ağır Sanayi Tipi
Tekerlekler*



I 350 - 400 kg

Maşa

Çelik sactan kaynaklı maşa, döküm tabla, çift bilya rulman, civata ve somunlu teker aksı

Teker: VBR

Döküm kasnak, siyah kauçuk kaplama (85 Shore A), jant kapaksız, bilya rulman yataklı






























Tabla bağlantılı	 mm	 mm	 mm	 mm	 mm	 mm	 gr	 kg	
EH 01 VBR 170	170	50	250	155	82x82	10	9600	350	-
EH 01 VBR 200	200	60	290	155	82x82	10	13050	375	-
EH 01 VBR 220	220	60	318	155	82x82	10	14450	400	-

Tabla bağlantılı, frenli	 mm	 mm	 mm	 mm	 mm	 mm	 gr	 kg	
EH 01 VBR 170 F	170	50	250	155	82x82	10	9360	350	-
EH 01 VBR 200 F	200	60	290	155	82x82	10	13410	375	-
EH 01 VBR 220 F	220	60	318	155	82x82	10	14810	400	-

Sabit bağlantılı	 mm	 mm	 mm	 mm	 mm	 mm	 gr	 kg	
EH 02 VBR 170	170	50	250	100x160	64x120	10	7000	350	-
EH 02 VBR 200	200	60	290	100x180	64x140	10	10500	375	-
EH 02 VBR 220	220	60	318	100x180	64x140	10	11950	400	-